



# Making Evaluation Integral to Your ATE Proposal

July 21, 2010


presented by




**Evaluate|t|e**  
EVALUATION RESOURCE CENTER for  
advanced technological education









*This material is based upon work supported by the National Science Foundation under Grant No. 0802245. Any opinions, findings, and conclusions or recommendations expressed in this material are those of the author(s) and do not necessarily reflect the views of the National Science Foundation.*




## Introductions








Stephanie

 <p>Stephanie Evergreen Moderator</p>	 <p>Lori Wingate Presenter</p>	 <p>Peggie Weeks Presenter</p>	 <p>Linnea Fletcher Presenter</p>	 <p>Karl Kapp Discussant</p>	 <p>Gordon Snyder Discussant</p>
--	---	---	--	--	---




**Evaluate|t|e**  
EVALUATION RESOURCE CENTER for  
advanced technological education  
WESTERN MICHIGAN UNIVERSITY






## Objectives




Stephanie

**By the end of this webinar, you will be able to:**

1. Locate and establish a working relationship with an evaluator
2. Sharpen the focus of your project's evaluation
3. Identify the elements of a coherent and feasible evaluation plan
4. Present your evaluation plan as a integral part of your proposal
5. Connect with others interested in ATE evaluation



## Handout



Stephanie


Available from  
***resources.evalu-ate.org***

Keyword search:  
***integral***



The handout document is titled "Making Evaluation Integral to Your ATE Proposal" and is dated July 21, 2010. It is authored by Stephanie, a Program Manager at the Center for Automotive Research, East Liberty, Ohio. The document is divided into several sections: "Working with an Evaluator", "Focusing on Evaluation", "Generating an Evaluation Plan", and "Describing the Evaluation in your Proposal". The "Working with an Evaluator" section discusses the importance of finding an evaluator who is a good fit for the project and provides a list of questions to ask. The "Focusing on Evaluation" section discusses the importance of defining the evaluation's purpose and scope. The "Generating an Evaluation Plan" section discusses the importance of developing a clear and feasible evaluation plan. The "Describing the Evaluation in your Proposal" section discusses the importance of describing the evaluation in a way that is clear and compelling to the funder. The document also includes a list of resources and a contact information section for Evaluate|te.

## Working with an Evaluator



Peggie



## Start Early



Peggie

1. Identify
2. Involve
3. Build




## Finding an Evaluator




Peggie

- American Evaluation Association's Evaluator Directory: **[www.eval.org](http://www.eval.org)**
- Established ATE projects/centers **[www.atecentral.net](http://www.atecentral.net)**
- Graduate programs in evaluation
- University research centers
- University/college faculty




## Evaluator Qualifications




Peggie


### General Qualifications

- Knowledgeable and experienced in qualitative and quantitative data collection methods
- Client-focused, responsive to context
- Effective communicator, facilitator, manager
- Identifies professionally as an evaluator






## Evaluator Qualifications




Peggie

### ATE-Specific Qualifications

- Familiar with college environment and student population
- Knowledgeable about purpose and priorities of ATE
- Experienced in evaluating grant-funded projects
- Inquisitive about project




## Internal - External Evaluation Continuum



Peggie

Evaluator is a project staff person ~~X~~

Evaluator is completely independent from project



INTERNAL ————— EXTERNAL

Internal & external evaluators conduct complementary aspects of the evaluation



## Evaluator-Client Communications



Peggie

- Ensures alignment between evaluation plans, project plans, and stakeholder values
- Improves understanding and utility of evaluation findings
- Increases accuracy of reports




## Creating a Feedback Loop




Peggie

- Meet quarterly with your evaluator
- Focus on reviewing and applying findings
- Schedule meetings well in advance—as part of the project management plan





## A Program Officer's Perspective



Linnea

- Follow Evaluate|t|e's suggestions for finding an evaluator
- Former PIs do not necessarily make good evaluators
- Do not overpay
- Involve your evaluator from the start
- Name your evaluator in your proposal



## Discussion



### Gordon Snyder

- Principal Investigator/Executive Director, Information & Communications Technology Center
- Recipient of \$5M in NSF funds since 2003
- Evaluated 3 NSF projects



### Karl Kapp

- Professor, Bloomsburg University
- Evaluator for 6 ATE grants

## Focusing the Evaluation



Lori



## Evaluation Purposes




Lori

- **Improvement (Formative Evaluation)**
  - Learn how the project could be improved as it is implemented
  - Share lessons learned
- **Accountability (Summative Evaluation)**
  - Document what you achieved with the grant money
  - Demonstrate the quality and impact of your achievements



How do you think about evaluation?



Lori


This slide features a black header with a gear icon on the left and a portrait of Lori on the right. The main content area shows a black silhouette of a person standing next to a black briefcase. The word "Evaluation" is written in white on the side of the briefcase.

How do you think about evaluation?




Lori

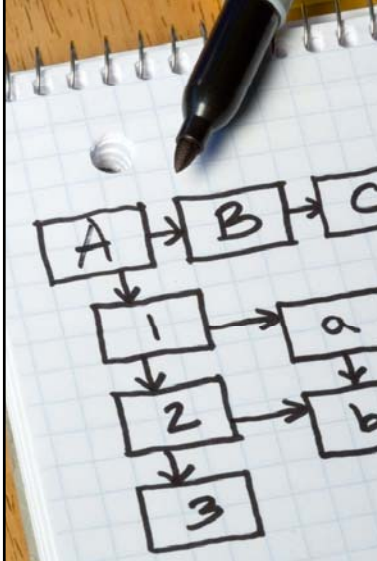
This slide features a black header with a gear icon on the left and a portrait of Lori on the right. The main content area shows a black silhouette of a person climbing a black staircase. The word "Evaluation" is written in white on the side of the staircase.




## Start with a Logic Model




Lori



- Visual, one-page, depiction of project
- Communication tool
- Road map to results




## Start with a Logic Model




Lori

**The Green Energy Technology (GET) Institute at Midwest Community College**


Inputs	Activities	Outputs	Short-Term Outcomes	Mid-Term Outcomes	Long-Term Outcomes
NSF Funding	Faculty workshops	Trained faculty	Increased student knowledge & skills in green tech	Graduates enter green tech careers	Increased regional economic vitality
Needs assessment	Follow-up support	Modules	Increased student interest in green tech careers	Regional demands for green technicians are met	Enhanced national capacity for sustainable development
Advisory panel	Guest lectures	Model curriculum	Curriculum disseminated	Community colleges adopt curriculum	
ATE network	Field trips				
	Campus-wide activities				
	Dissemination				



## Define Evaluation Uses & Users



Lori




**Project Staff**

We need to show NSF and our partners that their investment was worthwhile.



## Define Evaluation Uses & Users




Lori




**Project Staff**


We want to be certain we are producing high-quality deliverables.



## Define Evaluation Uses & Users



Lori



**Project Staff**

We want to show our home institution that this a project area worth investing in.



## Define Evaluation Uses & Users




Lori




**Project Staff**


We want to generate a body of evidence to show this type of intervention works.



## Define Evaluation Uses & Users




Lori




**Project Staff**

We need to know what's working and what isn't so we can improve.



## Evaluate Processes & Outcomes



Lori

*The Green Energy Technology (GET) Institute at Midwest Community College*


**Outcomes =** Outputs  
**What others get from what you do**

<b>Short-Term Outcomes</b>	<b>Mid-Term Outcomes</b>	<b>Long-Term Outcomes</b>
Increased student knowledge & skills in green tech	Graduates enter green tech careers	Increased regional economic vitality
Increased student interest in green tech careers	Regional demands for green technicians are met	Enhanced national capacity for sustainable development
Curriculum disseminated	Community colleges adopt curriculum	


*Assessment*      *Industry panel*      *ATE network*

*Curriculum*      *Field trips*      *Campus-wide activities*

*Model curriculum*      *Dissemination*



## Evaluate Processes & Outcomes




Lori

*The Green Energy Technology (GET) Institute at Midwest Community College*


Inputs	Activities	Outputs
NSF Funding	Faculty workshops	Trained faculty
Needs assessment	Follow-up support	Modules
Advisory panel	Guest lectures	Model curriculum
ATE network	Field trips	
	Campus-wide activities	
	Dissemination	

Process = What you do

Content + Implementation + Outputs




## Focus on What's *Important & Feasible* to Evaluate




Lori

*The Green Energy Technology (GET) Institute at Midwest Community College*

Inputs	Activities	Outputs	Short-Term Outcomes	Mid-Term Outcomes	Long-Term Outcomes
NSF Funding	Faculty workshops	Trained faculty	Increased student knowledge & skills in green tech	Graduates enter green tech careers	Increased regional economic vitality
Needs assessment	Follow-up support	Modules		Increased student interest in green tech careers	Regional demands for green technicians are met
Advisory panel	Guest lectures	Model curriculum	Curriculum disseminated		Community colleges adopt curriculum
ATE network	Field trips				
	Campus-wide activities				
	Dissemination				



## A Program Officer's Perspective



Linnea

- Let the solicitation be your guide
- Collect data, publish it, and use it



## Discussion



### Gordon Snyder

- Principal Investigator/Executive Director, Information & Communications Technology Center
- Recipient of \$5M in NSF funds since 2003
- Evaluated 3 NSF projects



### Karl Kapp

- Professor, Bloomsburg University
- Evaluator for 6 ATE grants

## Generating an Evaluation Plan



Lori



## Evaluation Planning Overview



Lori

### **An evaluation plan's 4 basic elements:**

1. Focus of the evaluation
2. Data collection plan
3. Analytical and interpretive procedures
4. Reporting schedule and projected uses

Adapted from: University of Wisconsin-Extension, Cooperative Extension (2008). *Building capacity in evaluating outcomes: A teaching and facilitating resource for community-based programs and organizations*. Madison: UW-Extension, Program Development and Evaluation.  
[www.uwex.edu/ces/pdande/evaluation/bceo/index.html](http://www.uwex.edu/ces/pdande/evaluation/bceo/index.html)





## Use Proven Evaluation Approaches



Lori


Checklists offer guidance in using general evaluation models/approaches

***resources.evaluate.org***


Keyword search on:

- Checklists
- Patton
- Stufflebeam
- Scriven






## Use Proven Evaluation Approaches



Lori

### Evaluating student learning & outcomes

Gloria Rogers' **Assessment for Quality Assurance** model & tools



Assessment for Quality Assurance  
© 2003 Gloria Rogers -  
Rose-Hulman Institute of Technology  
**www.abet.org**




## Use Proven Evaluation Tools & Approaches




Lori

### Evaluating professional development

	<b>Kirkpatrick Partners</b>	Kirkpatrick Four Levels Evaluation Model
	<b>Joellen Killion</b> National Staff Development Council	<i>Assessing Impact</i>
	<b>Thomas Guskey</b>	<i>Evaluating Professional Development</i>





## Data Collection




Lori

- What information do you need?
- How will you collect it?
- From whom?
- When?





## Data Collection: Identify Indicators




Lori


*The Green Energy Technology (GET) Institute at Midwest Community College*

Inputs	Activities	Outputs	Short-Term Outcomes	Mid-Term Outcomes	Long-Term Outcomes
NSF Funding	Faculty workshops	Trained faculty	Increased student knowledge & skills in green tech		
Needs assessment	Follow-up support	Modules	Increased student interest in green tech careers		
Advisory panel	Guest lectures	Trade curriculum			
ATE network	Field trips				
	Campus work activities				
	Dissemination				
				Community colleges adopt curriculum	

**What data will inform you how the project is performing in these areas?**



## Data Collection: Identify Indicators




Lori


**For example...**

**Faculty workshops**


- Content expert opinion
- Alignment with professional development standards
- Participant feedback (e.g., satisfaction, intent to use)
- Number reached
- Cost per participant




## Data Collection: Define Methods, Sources, Timing


Lori


Project Component	Indicator	Measure/ Method	Data Source	Timing
Faculty workshops	Expert assessment of content	Document review	Experts in green tech	Pre-implementation
	Alignment with professional development standards	Workshop plan review	Evaluator	Pre-implementation
	Participant feedback	Survey	All participants	End-of-workshop
		Focus group	Sample of participants	6 months post-workshop
Number reached	Attendance counts	Project records	Ongoing	




## Notes on Data Collection


Lori

- Build a body of evidence
  - Multiple data sources
  - Qualitative & quantitative data
- Embed data collection into regular project activities
- Use existing data whenever possible
- Use existing instruments when & if they match your needs




## Notes on Data Collection




Lori


### Locating instruments




Online Evaluation Resource Library  
[oerl.sri.com](http://oerl.sri.com)



ATE Evaluation Community of Practice  
[evalu-ate.org/community](http://evalu-ate.org/community)





## Analysis & Interpretation




Lori

- How will you make sense of the data?
- What sort of comparisons will be made, if any?
- What counts as “success”?







## Reporting & Use




Lori

- How and to whom will the evaluation results be reported?
- How will the project use the information?




## A Program Officer's Perspective




Linnea

- Evaluation should be embedded in the project
- Know the difference between goals, objectives, and learning outcomes




**Discussion**



**Gordon Snyder**


- Principal Investigator/Executive Director, Information & Communications Technology Center
- Recipient of \$5M in NSF funds since 2003
- Evaluated 3 NSF projects



**Karl Kapp**


- Professor, Bloomsburg University
- Evaluator for 6 ATE grants

**Describing the Evaluation  
In Your Proposal**




**Lori**






## Proposal Contents



Lori

- **Project Summary**
- Table of Contents
- **Project Description**
- References Cited
- **Biographical Sketches**
- **Budget**
- Current and Pending Support
- Facilities, Equipment & Other Resources
- Special Information & Supplementary Documentation
- Appendices



Source: *National Science Foundation Grant Proposal Guide*



## Project Summary




Lori


- Intellectual merit
- Broader impacts









## Intellectual Merit




Lori

**3 ATE-Specific Criteria About Evaluation:**

- Is the evaluation plan clearly tied to the project outcomes?
- Is the evaluation likely to provide useful information to the project and others?
- Does the project provide for effective assessment of student learning?


## Intellectual Merit




Lori

**To demonstrate the evaluation is tied to outcomes ...**

- Clearly identify the focus of the evaluation
- Explain the linkage between your evaluation components
- Show that outcomes will be truly evaluated, not just described




## Intellectual Merit




Lori

**To show how the evaluation will be useful ...**

- Explain how timely feedback will be used to inform decision making
- Describe how the results will be shared beyond the project
- Indicate why the results will be of value to others




## Intellectual Merit



Lori

**To convey that student assessment will be effective...**

- Define learning outcomes & criteria
- Specify assessment tools/procedures



*Assessment for Quality Assurance*

© 2003 Gloria Rogers -  
Rose-Hulman Institute of Technology



**www.abet.org**

 **Broader Impact**   
Lori

**1 ATE-Specific Criterion About Evaluation:**


- Will the project evaluation inform others through the communication of results?




 **Broader Impact**   
Lori

**Communicate results to external audiences via**

- Presentations & poster sessions
- Website
- Newsletter articles
- Press releases
- Journal articles
- Evaluation summit




## Project Description




Lori

“
 The PI should establish claims as to the project's effectiveness, and the evaluative activities should provide evidence on the extent to which the claims are realized.
 ”

*—2010 ATE Program Solicitation*



## Project Description




Lori


**DO:**

- Create a subsection titled “Evaluation”
- Clearly specify the focus of the evaluation
- Summarize each aspect of the evaluation plan as concretely as possible

- 15-page maximum
- 1-2 pages to describe the evaluation




## Project Description




Lori

**DON'T:**

- Overpromise
- Use a lot of “evaluationese”
- Copy-and-paste a “cookie cutter” evaluation plan




## Examples




Lori

...The evaluation will utilize an accepted mixed-methods design (Cook & Campbell, 1979). Quantitative and qualitative measures of performance will be used in both a formative and summative manner to gauge the merit and worth of the grant initiative. This mixed-methods approach has proven useful in utilizing both quantitative and qualitative performance indicators in a single research design (Frechtling & Sharp, 1997). It is also consistent with the best practices and recommendations for rigorous scientifically-based research....




## Examples




Lori

...The evaluation will utilize an accepted mixed methods design (Cook & Campbell, 1979). Quantitative and qualitative measures of performance will be used in both a formative and summative manner to gauge the merit and worth of the grant initiative. This mixed-methods approach has proven useful in utilizing both quantitative and qualitative performance indicators in a single research design (Frechtling & Sharp, 1997). It is also consistent with the best practices and recommendations for rigorous scientifically-based research....

Too vague!




## Examples




Lori

<p><b>What?</b></p> <p>How?</p> <p>Who?</p> <p>When?</p>	<p>Project staff will administer an end-of-workshop survey to obtain <b>participants' feedback</b>, including both rating and open-ended comments. The external evaluator will conduct interviews with participants six months following the workshop to determine the extent to which they <b>applied the workshop content</b>. She also will interview a random sample of students at the end of each semester to learn how their <b>knowledge and perceptions</b> of green energy technology were impacted.</p>
--	--




## Examples




Lori

<p>What?</p> <p><b>How?</b></p> <p>Who?</p> <p>When?</p>	<p>Project staff will administer an end-of-workshop <b>survey</b> to obtain participants' feedback, including both rating and open-ended comments. The external evaluator will conduct <b>interviews</b> with participants six months following the workshop to determine the extent to which they applied the workshop content. She also will <b>interview</b> a random sample of students at the end of each semester to learn how their knowledge and perceptions of green energy technology were impacted.</p>
--	--




## Examples




Lori

<p>What?</p> <p>How?</p> <p><b>Who?</b></p> <p>When?</p>	<p>Project staff will administer an end-of-workshop survey to obtain <b>participants'</b> feedback, including both rating and open-ended comments. The external evaluator will conduct interviews with participants six months following the workshop to determine the extent to which they applied the workshop content. She also will interview a random sample of <b>students</b> at the end of each semester to learn how their knowledge and perceptions of green energy technology were impacted.</p>
--	---




## Examples




Lori

<p>What?</p> <p>How?</p> <p>Who?</p> <p><b>When?</b></p>	<p>Project staff will administer an <b>end-of-workshop</b> survey to obtain participants' feedback, including both rating and open-ended comments. The external evaluator will conduct interviews with participants <b>six months following the workshop</b> to determine the extent to which they applied the workshop content. She also will interview a random sample of students at the <b>end of each semester</b> to learn how their knowledge and perceptions of green energy technology were impacted.</p>
--	--



## Biographical Sketches




Lori


**Include a bio for your evaluator**

- Qualifications
- Relevant experience






## Budget




Lori

“ All projects and centers carry out evaluative activities. The funds to support an evaluator independent of the project or center must be requested. ”

—2010 ATE Program Solicitation





## Budget




Lori

- ATE solicitation recommends ~10% of the total project cost for evaluation
- 8% is average among ATE grantees





## Budget




Lori


### Example

Total project costs	\$180,000
<b>Evaluation budget @ 8%</b>	<b>\$ 14,400</b>
Total direct costs	\$194,400
Indirect costs @ 25%*	\$ 48,600
Total budget	\$243,000

\* Rates vary by institution



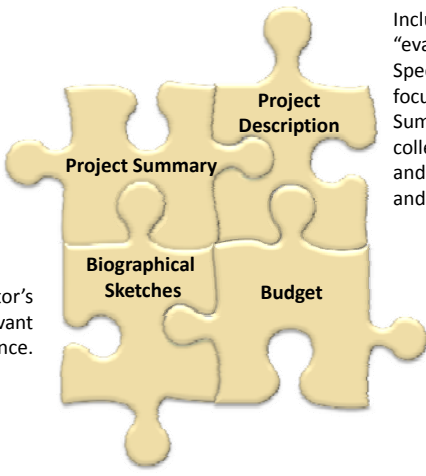
## Putting it all Together



Lori

Show how evaluation will enhance your project's intellectual merit & extend impact.

Describe your evaluator's qualifications and relevant experience.



**Project Summary**


**Biographical Sketches**

**Project Description**


**Budget**

Include a section labeled "evaluation."  
Specify the evaluation's focus.  
Summarize plans for data collection, interpretation and analysis, and reporting and use.

Demonstrate you've allocated sufficient funds for the evaluation.



## A Program Officer's Perspective



Linnea

- Not just a single paragraph at the end of the proposal
- Don't confuse the project evaluation with student or faculty evaluation



## Discussion




### Gordon Snyder

- Principal Investigator/Executive Director, Information & Communications Technology Center
- Recipient of \$5M in NSF funds since 2003
- Evaluated 3 NSF projects




### Karl Kapp

- Professor, Bloomsburg University
- Evaluator for 6 ATE grants



Archive



Stephanie

Visit ***resources.evaluate.org***  
Keyword search:  
***integral***

ATE Evaluation  
Community of Practice



Peggie



## Upcoming Events



Peggie


**Webinar: September 15**  
Needs Assessment

**Workshop: October 27**  
**ATE Conference – Washington, DC**  
Designing Practical & Useful  
Evaluations


**Webinar: November 17**  
Evaluation Basics



Register at [www.evaluate-ate.org/events](http://www.evaluate-ate.org/events)



## We Have \$\$\$ for Your ATE Evaluator!



Peggie

**To attend the 2010 ATE PI Conference**

- Up to \$1,000 for expenses
- Must attend our preconference workshop with a project staff member
- Application deadline: August 15

Details at [www.evaluate-ate.org/events](http://www.evaluate-ate.org/events)



## American Evaluation Association



Peggie

**Coffee Break Webinar Series**

July 22: *You + Graphic Design = Love/Money/Happiness*

**Annual Conference**

November 10-13 in San Antonio, TX

**AMERICAN  
EVALUATION  
ASSOCIATION**



Get more information/join at **[www.eval.org](http://www.eval.org)**



## Continue the Conversation



Peggie

**Join our new  
listserv!**

**[evalu-ate.org/community](http://evalu-ate.org/community)**



**Thank You!**




Stephanie

# Evaluate|t|e

EVALUATION RESOURCE CENTER *for*  
advanced technological education

***www.evaluate-ate.org***



## Contributors

Lori Wingate Evaluate t e @ Western Michigan University	Designer, author, presenter
Stephanie Evergreen Evaluate t e @ Western Michigan University	Coordinator & moderator
Peggie Weeks Evaluate t e @ Western Michigan University	Presenter, contributing author
Linnea Fletcher National Science Foundation	Presenter, contributing author
Karl Kapp Bloomsburg University	Discussant
Gordon Snyder Information & Communications Technology Center @ Springfield Technical Community College	Discussant
Mark Viquesney MATEC Networks @ Maricopa Community College	Webinar provider & technical coordinator
Arlen Gullickson Evaluate t e @ Western Michigan University	Content advisor
Sally Veeder The Evaluation Center @ Western Michigan University	Copyeditor